

Financial and Non-Financial Data

Financial Data

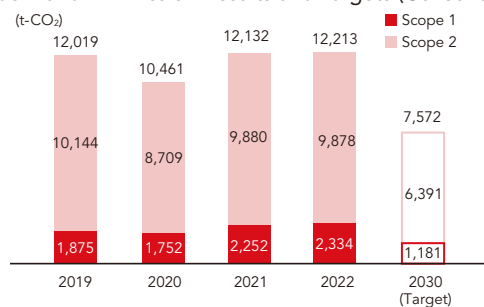
(Millions of yen)

		2013	2014	2015	2016	2017	2018	2019	3/2020	12/2020	2021	2022
		Japanese GAAP				IFRS						
Income Statement	Revenue	27,379	55,084	35,598	43,145	50,045	56,035	63,527	26,147	41,148	54,481	73,515
	Operating profit	616	2,967	1,943	2,030	4,611	5,954	6,053	4,134	5,816	6,068	1,262
	Profit attributable to owners of parent	417	1,324	2,250	(2,955)	4,290	8,920	2,948	1,289	9,893	5,115	101,548
	Operating EBITDA	-	-	-	-	-	-	7,965	6,847	9,487	10,739	11,367
Financial Position	Total assets	80,849	92,269	121,469	102,873	116,309	148,658	149,755	160,308	236,660	264,141	307,257
	Net assets	56,896	61,229	56,255	52,621	58,935	76,709	77,971	83,833	119,183	126,736	192,869
Cash Flows	Cash flows from operating activities	2,553	3,208	3,670	5,787	2,100	2,785	7,099	7,064	5,557	3,907	11,738
	Cash flows from investing activities	(3,421)	(2,903)	(31,082)	15,942	(9,143)	(1,105)	(1,572)	(1,345)	(21,984)	(40,460)	93,391
	Cash flows from financing activities	4,263	2,425	23,420	(13,190)	1,179	(329)	(2,610)	14,910	35,808	4,275	(47,586)
	Cash and cash equivalents at end of period	23,576	27,105	23,622	31,187	25,314	26,663	27,573	50,162	69,596	38,141	96,436
Performance Indicators	EPS (Yen)	11.71	37.20	63.21	(82.97)	120.46	250.47	82.80	36.22	277.80	143.58	2,848.36
	Cash dividends per share (Yen)	7.00	8.00	8.00	8.00	10.00	15.00	15.00	15.00	20.00	198.00	152.00
	ROE (%)	0.7	2.2	4.1	(5.4)	7.8	13.4	3.9	1.7	10.8	4.7	66.9
	ROA (%)	0.8	2.7	1.6	2.0	5.8	4.6	4.0	0.4	1.3	2.1	1.4
	Operating EBITDA margin (%)	-	-	-	-	-	-	12.5	26.2	23.1	19.7	15.5

Non-Financial Data

Environment (E)

Scope 1 and 2 Emission Results and Targets (Consolidated)



Social (S)

Number of employees (consolidated)

1,144

R&D expenditures

¥5.3 billion

Percentage of women in managerial positions

14.3%

Number of patents

163

Number of engineers

324

Number of countries we serve

110

Governance (G)

Highly transparent governance

Executive directors: 2

Non-executive directors: 4

Executive officers: 2

= Male = Female

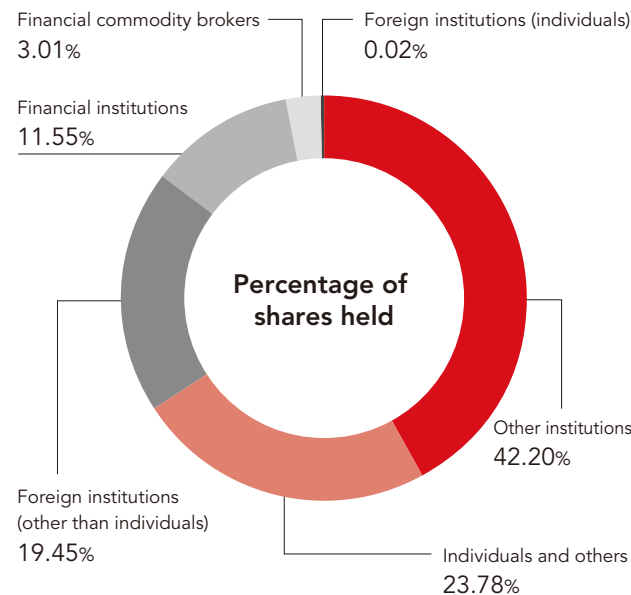


Shareholder Information (As of December 31, 2022)

Stock Information

Stock exchange listing	Tokyo Stock Exchange, Prime Market
Securities code	7744
Total number of authorized shares	64,000,000
Shares issued and outstanding	36,190,872
Trading unit	100 shares
Number of shareholders	16,656

Breakdown of Shareholder by Type



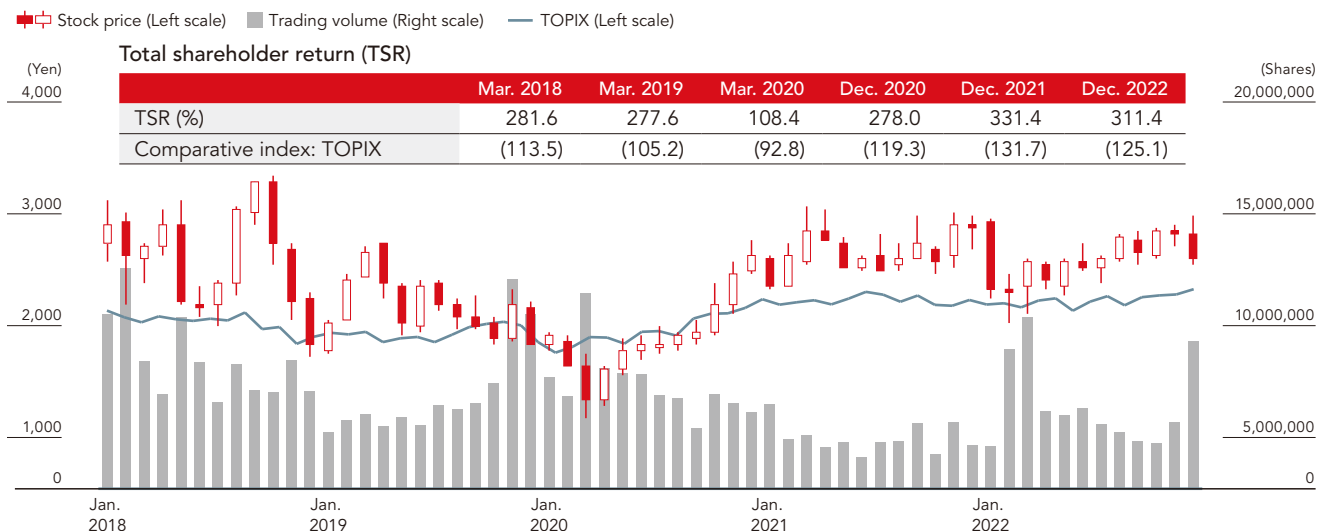
Major Shareholders (Top 10)

Name of Shareholder	Number of Shares Held	Percentage of Shares Held
THANK Planning Inc.	15,019,200	42.12
Kayo Nishimoto	2,401,700	6.73
The Master Trust Bank of Japan Ltd. (Trust Account)	2,249,500	6.30
MSIP CLIENT SECURITIES	776,330	2.17
Custody Bank of Japan, Ltd. (Trust Account)	645,200	1.80
UBS AG LONDON A/CIPB SEGREGATED CLIENT ACCOUNT	641,009	1.79
THE BANK OF NEW YORK 133652	607,200	1.70
THE BANK OF NEW YORK MELLON 140051	549,200	1.54
Sumitomo Mitsui Banking Corporation	540,800	1.51
Natixis Japan Securities Co., Ltd. BNYM	450,000	1.26

Notes:

- The percentage of shares held is calculated excluding treasury stock (533,341 shares).
- The percentage of shares held is rounded down to the second decimal place.
- The Company holds 533,341 shares of treasury stock, but it is not included in the above list of major shareholders.

Stock Price and Trading Volume



Note: The Company decided to change its fiscal year end from March to December at an Ordinary General Meeting of Shareholders held in 2020.

Company Information (As of December 31, 2022)

Company Overview

Company name	Noritsu Koki Co., Ltd.
Representative	Ryukichi Iwakiri, Representative Director and CEO
Founded	June 1951
Established	June 1956
Capital	¥7,025,302,000
Main business activities	Development of Group business strategy and overall management
Head office	Joule A 5th Floor, 1-10-10 Azabu-juban, Minato-ku, Tokyo 106-0045 Tel: +81-(0)3-3505-5053 Fax: +81-(0)3-3505-5907
Employees	1,144

Group Companies

Parts/Materials

Manufacture of marking pen nibs and miniature parts and materials

Teibow Co., Ltd.

Company name	Teibow Co., Ltd.
Representative	Kiyoshi Kochi, Representative Director and President
Capital	¥50 million

Main business activities Manufacture and sale of nib parts for writing (felt, synthetic fiber, plastic), non-writing tip parts, MIM manufactured products, cosmetic nibs (synthetic cores, plastic cores, polybutylene terephthalate (PBT) brushes, etc.)

Subsidiaries

TEIBOW NIB MANUFACTURING (CHANG SHU) Co., Ltd.
 • Manufacturing and sales base for marking pen nibs in China (Jiangsu Province)

Soliton Corporation

• Manufacture and sale of cosmetics pen nibs

Audio Equipment/Peripherals

Development of audio and music production equipment

AlphaTheta Corporation

Company name	AlphaTheta Corporation (formerly Pioneer DJ Corporation)
Representative	Yoshinori Kataoka, President and CEO
Capital	¥100 million

Main business activities Design, development, sales and related services for DJ/nightclub equipment, professional audio equipment and music production equipment

Subsidiaries

AlphaTheta EMEA Limited
 AlphaTheta Music Americas, Inc.
 AlphaTheta (Shanghai) Co., Ltd.

Audio Equipment/Peripherals

Personal audio device business

PEAG, LLC dba JLab

Company name	PEAG, LLC dba JLab
Representative	Win Cramer, CEO
Capital	\$19 million

Main business activities Design and sale of personal audio devices and technology products

Please visit the following websites for more details.

Homepage



<https://www.noritsu.co.jp/en/>

IR



https://www.noritsu.co.jp/ir_en/

Teibow Co., Ltd.



<https://teibow.co.jp/english/>

Group company websites

AlphaTheta Corporation



<https://www.alphatheta.com/en/>

JLab



<https://www.jlab.com/>